



HydroGeo

Ingegneria per l'Ambiente ed il Territorio

Studio Tecnico Associato Ingg. G. Gazzini, T. Staiano

AZIENDA CON SISTEMA DI GESTIONE
PER LA QUALITÀ CERTIFICATO DA DNV
= UNI EN ISO 9001:2008 =

Via Cardinal Latino, 20

50126 Firenze

Tel/Fax 055 65 87 050

e-mail info@studiohydrogeo.it

STUDIO IDROLOGICO IDRAULICO DI SUPPORTO AL REGOLAMENTO URBANISTICO DEL COMUNE DI SAN CASCIANO AI SENSI DEL REGOLAMENTO DI ATTUAZIONE 27/04/2007 N.26/R DELL'ART. 62 DELLA LEGGE REGIONALE 1/2005

CORSO D'ACQUA: TORRENTE PESA

TAVOLA

15

LIBRETTO SEZIONI FLUVIALI CON TR 20 - 30 200 - 500 ANNI TORRENTE PESA TRA LOCALITA' L' OLMO E MOLINO DELLA GORA

SCALA: Varie

COMMITTENTE:



Comune di San Casciano in Val di Pesa

Via Machiavelli 56 - 50026 - San Casciano in Val di Pesa (FI)

PROGETTISTI:

ING. GIACOMO GAZZINI

DOTT. GEOL. ALESSANDRO MURRATZU

PROGETTO

L 3 5 0

LOTTO

0 1

FASE

S 0 3

DOC

D

ELABORATO

0 0 15

REV

A

REV.

DATA EMISSIONE

REDATTO

VERIFICATO

APPROVATO

A

Ottobre 2011

G.Gazzini

G.Gazzini

G.Gazzini

Torrente Pesa

Libretto Sezioni con Livelli Idrometrici

TR = 20 , 30, 200, 500 anni

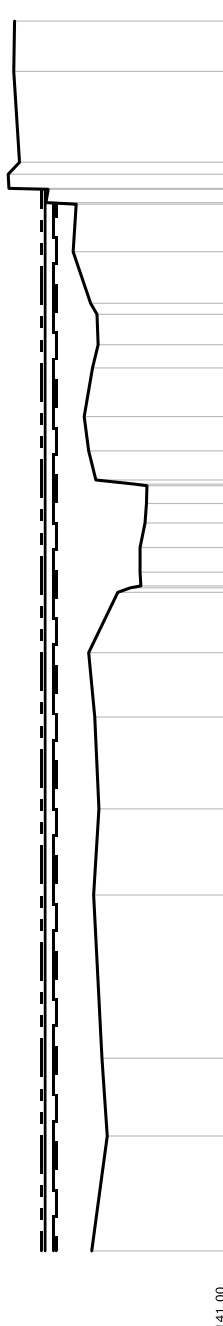
con durata critica Torrente Pesa

SEZIONE N° 02286__06

LEGENDA:

- TR 20 H = 145.56 m. s.l.m. ————
- TR 30 H = 145.63 m. s.l.m. ————
- TR 200 H = 145.85 m. s.l.m. ————
- TR 500 H = 145.95 m. s.l.m. - - - -


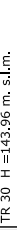


SCALA DISTANZE 1:500
SCALA QUOTE 1:200

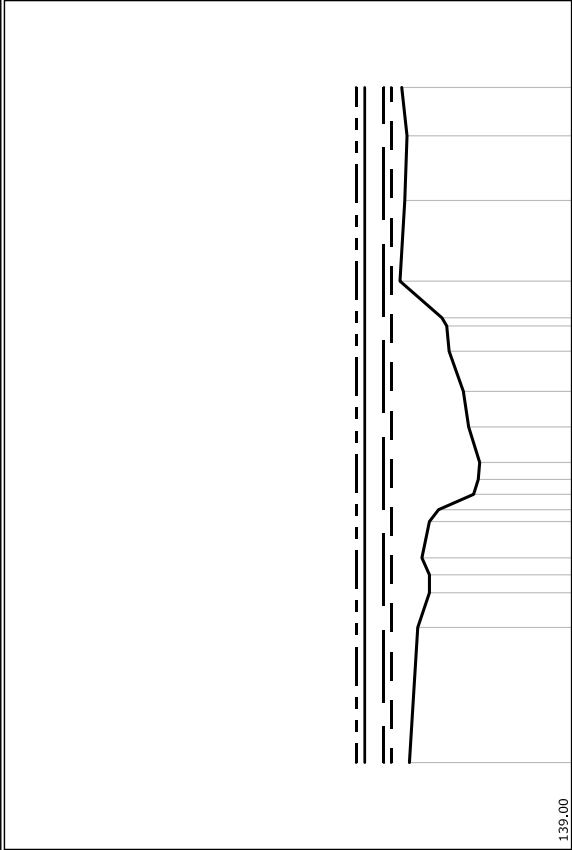


PUNTI	1	2	3	4	5	6	7	8	11	12	13	14	15	18	19	20	21	22	23	24	25	27	30	31	32	
QUOTE [m s.l.m.]	144.62	144.21	144.35	144.57	144.43	144.54	144.70	143.93	143.34	143.34	143.21	143.17	143.16	144.70	144.82	144.60	144.45	144.48	144.65	145.11	145.03	145.77	146.83	146.53	146.68	146.66
DISTANZE PROGRESSIVE [m]	0.00	7.60	12.74	23.54	29.23	35.31	39.56	43.55	44.88	46.51	48.13	49.43	50.60	52.91	55.17	58.39	59.92	61.94	62.67	66.07	69.22	70.20	71.20	71.99	78.00	81.32
DISTANZE PARZIALI [m]		7.60	5.14	10.80	5.69	6.08	4.25	3.99								3.22			3.40	3.15				6.01	3.32	

SEZIONE N° 02264__06

LEGENDA:

- TR 20 H = 143.77 m. s.l.m. 
- TR 30 H = 143.96 m. s.l.m. 
- TR 200 H = 144.47 m. s.l.m. 
- TR 500 H = 144.70 m. s.l.m. 



SCALA DISTANZE 1:500
SCALA QUOTE 1:200

PUNTI	1	2	3	4	5	6	7	8	9	10	11	12	13	14	16	17	18	19	
QUOTE [m s.l.m.]	143.29	143.07	142.76	142.76	142.96	13.54	142.76	142.76	141.59	141.47	141.43	141.72	141.86	142.24	142.30	143.41	143.35	143.49	
DISTANZE PROGRESSIVE [m]	0.00	8.93	11.23	12.41	13.54	15.94	16.72	17.74	18.72	19.85	22.19	24.54	27.20	28.87	31.84	37.17	41.45	44.64	
DISTANZE PARZIALI [m]		8.93			2.40							2.66			2.43		4.28		3.19

SEZIONE N° 02252__06

LEGENDA:

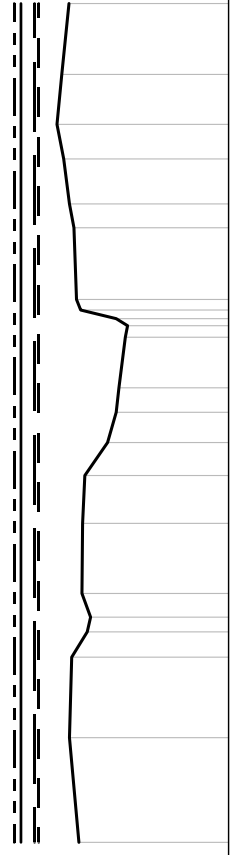
TR 20 H = 143.02 m. s.l.m.

TR 30 H = 143.13 m. s.l.m.

TR 200 H = 143.49 m. s.l.m.

TR 500 H = 143.67 m. s.l.m.

SCALA DISTANZE 1:500
SCALA QUOTE 1:200



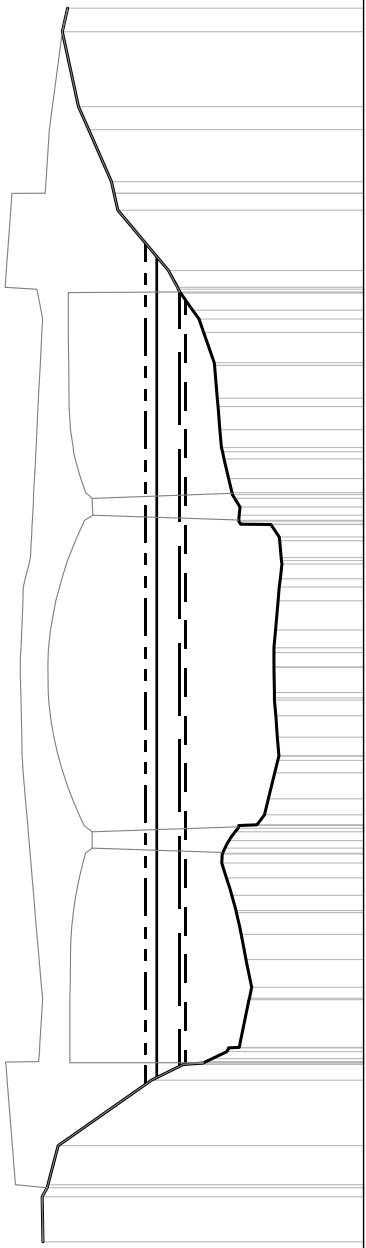
PUNTI	1	2	3	4	5	6	7	8	9	10	11	12	13	14	15	16	17	18	19	20	21	22
QUOTE [m s.l.m.]	141.96	142.21	142.15	141.74	141.65	141.88	141.86	141.80	141.20	140.97	140.90	140.73	140.67	141.17	141.91	142.02	142.09	142.21	142.36	142.54	142.41	142.22
DISTANZE PROGRESSIVE [m]	0.00	6.92	12.25	13.92	14.89	16.46	21.10	24.26	26.44	28.44	30.06	33.41	34.17	35.20	35.90	40.64	40.64	42.22	45.20	47.48	50.78	55.47
DISTANZE PARZIALI [m]		6.92	5.33			4.64	3.16				3.35	4.74				2.98			3.30		4.69	

SEZIONE N° 02172PC06

LEGENDA:

- TR 20 H = 139,70 m. s.l.m. ————
- TR 30 H = 139,86 m. s.l.m. ————
- TR 200 H = 140,47 m. s.l.m. ————
- TR 500 H = 140,76 m. s.l.m. - - - -

SCALA DISTANZE 1:500
SCALA QUOTE 1:200



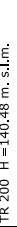



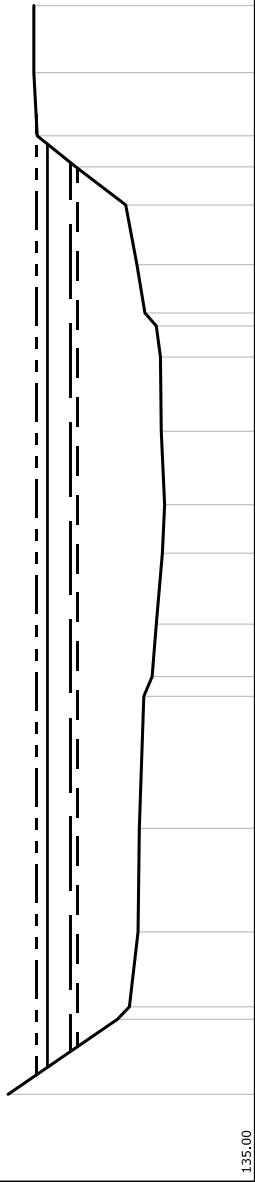
135,00

PUNTI	1	2	4	5	6	7	14	179	20	21	22	24	25	28	30	37	38	39	42	43	44	47	49	51	52	53	55	58	60	66	69	70	72	73	74	76	78	79	81	86	87	88	91	92	93	94																																																																																																																																																																																																																																																																																																																																																																																																																																																																																																																																																																																																																																																																																																																																																																																																																																																																																																																																															
QUOTE [m s.l.m.]	143,48	143,50	143,35	143,08	140,61	139,73	138,61	138,03	137,96	138,11	138,24	138,36	138,49	138,63	138,75	138,87	138,99	139,11	139,23	139,35	139,47	139,59	139,71	139,83	139,95	140,07	140,19	140,31	140,43	140,55	140,67	140,79	140,91	141,03	141,15	141,27	141,39	141,51	141,63	141,75	141,87	141,99	142,11	142,23	142,35	142,47	142,59	142,71	142,83	142,95	143,07	143,19	143,31	143,43	143,55	143,67	143,79	143,91	144,03	144,15	144,27	144,39	144,51	144,63	144,75	144,87	144,99	145,11	145,23	145,35	145,47	145,59	145,71	145,83	145,95	146,07	146,19	146,31	146,43	146,55	146,67	146,79	146,91	147,03	147,15	147,27	147,39	147,51	147,63	147,75	147,87	147,99	148,11	148,23	148,35	148,47	148,59	148,71	148,83	148,95	149,07	149,19	149,31	149,43	149,55	149,67	149,79	149,91	150,03	150,15	150,27	150,39	150,51	150,63	150,75	150,87	150,99	151,11	151,23	151,35	151,47	151,59	151,71	151,83	151,95	152,07	152,19	152,31	152,43	152,55	152,67	152,79	152,91	153,03	153,15	153,27	153,39	153,51	153,63	153,75	153,87	153,99	154,11	154,23	154,35	154,47	154,59	154,71	154,83	154,95	155,07	155,19	155,31	155,43	155,55	155,67	155,79	155,91	156,03	156,15	156,27	156,39	156,51	156,63	156,75	156,87	156,99	157,11	157,23	157,35	157,47	157,59	157,71	157,83	157,95	158,07	158,19	158,31	158,43	158,55	158,67	158,79	158,91	159,03	159,15	159,27	159,39	159,51	159,63	159,75	159,87	159,99	160,11	160,23	160,35	160,47	160,59	160,71	160,83	160,95	161,07	161,19	161,31	161,43	161,55	161,67	161,79	161,91	162,03	162,15	162,27	162,39	162,51	162,63	162,75	162,87	162,99	163,11	163,23	163,35	163,47	163,59	163,71	163,83	163,95	164,07	164,19	164,31	164,43	164,55	164,67	164,79	164,91	165,03	165,15	165,27	165,39	165,51	165,63	165,75	165,87	165,99	166,11	166,23	166,35	166,47	166,59	166,71	166,83	166,95	167,07	167,19	167,31	167,43	167,55	167,67	167,79	167,91	168,03	168,15	168,27	168,39	168,51	168,63	168,75	168,87	168,99	169,11	169,23	169,35	169,47	169,59	169,71	169,83	169,95	170,07	170,19	170,31	170,43	170,55	170,67	170,79	170,91	171,03	171,15	171,27	171,39	171,51	171,63	171,75	171,87	171,99	172,11	172,23	172,35	172,47	172,59	172,71	172,83	172,95	173,07	173,19	173,31	173,43	173,55	173,67	173,79	173,91	174,03	174,15	174,27	174,39	174,51	174,63	174,75	174,87	174,99	175,11	175,23	175,35	175,47	175,59	175,71	175,83	175,95	176,07	176,19	176,31	176,43	176,55	176,67	176,79	176,91	177,03	177,15	177,27	177,39	177,51	177,63	177,75	177,87	177,99	178,11	178,23	178,35	178,47	178,59	178,71	178,83	178,95	179,07	179,19	179,31	179,43	179,55	179,67	179,79	179,91	180,03	180,15	180,27	180,39	180,51	180,63	180,75	180,87	180,99	181,11	181,23	181,35	181,47	181,59	181,71	181,83	181,95	182,07	182,19	182,31	182,43	182,55	182,67	182,79	182,91	183,03	183,15	183,27	183,39	183,51	183,63	183,75	183,87	183,99	184,11	184,23	184,35	184,47	184,59	184,71	184,83	184,95	185,07	185,19	185,31	185,43	185,55	185,67	185,79	185,91	186,03	186,15	186,27	186,39	186,51	186,63	186,75	186,87	186,99	187,11	187,23	187,35	187,47	187,59	187,71	187,83	187,95	188,07	188,19	188,31	188,43	188,55	188,67	188,79	188,91	189,03	189,15	189,27	189,39	189,51	189,63	189,75	189,87	189,99	190,11	190,23	190,35	190,47	190,59	190,71	190,83	190,95	191,07	191,19	191,31	191,43	191,55	191,67	191,79	191,91	192,03	192,15	192,27	192,39	192,51	192,63	192,75	192,87	192,99	193,11	193,23	193,35	193,47	193,59	193,71	193,83	193,95	194,07	194,19	194,31	194,43	194,55	194,67	194,79	194,91	195,03	195,15	195,27	195,39	195,51	195,63	195,75	195,87	195,99	196,11	196,23	196,35	196,47	196,59	196,71	196,83	196,95	197,07	197,19	197,31	197,43	197,55	197,67	197,79	197,91	198,03	198,15	198,27	198,39	198,51	198,63	198,75	198,87	198,99	199,11	199,23	199,35	199,47	199,59	199,71	199,83	199,95	200,07	200,19	200,31	200,43	200,55	200,67	200,79	200,91	201,03	201,15	201,27	201,39	201,51	201,63	201,75	201,87	201,99	202,11	202,23	202,35	202,47	202,59	202,71	202,83	202,95	203,07	203,19	203,31	203,43	203,55	203,67	203,79	203,91	204,03	204,15	204,27	204,39	204,51	204,63	204,75	204,87	204,99	205,11	205,23	205,35	205,47	205,59	205,71	205,83	205,95	206,07	206,19	206,31	206,43	206,55	206,67	206,79	206,91	207,03	207,15	207,27	207,39	207,51	207,63	207,75	207,87	207,99	208,11	208,23	208,35	208,47	208,59	208,71	208,83	208,95	209,07	209,19	209,31	209,43	209,55	209,67	209,79	209,91	210,03	210,15	210,27	210,39	210,51	210,63	210,75	210,87	210,99	211,11	211,23	211,35	211,47	211,59	211,71	211,83	211,95	212,07	212,19	212,31	212,43	212,55	212,67	212,79	212,91	213,03	213,15	213,27	213,39	213,51	213,63	213,75	213,87	213,99	214,11	214,23	214,35	214,47	214,59	214,71	214,83	214,95	215,07	215,19	215,31	215,43	215,55	215,67	215,79	215,91	216,03	216,15	216,27	216,39	216,51	216,63	216,75	216,87	216,99	217,11	217,23	217,35	217,47	217,59	217,71	217,83	217,95	218,07	218,19	218,31	218,43	218,55	218,67	218,79	218,91	219,03	219,15	219,27	219,39	219,51	219,63	219,75	219,87	219,99	220,11	220,23	220,35	220,47	220,59	220,71	220,83	220,95	221,07	221,19	221,31	221,43	221,55	221,67	221,79	221,91	222,03	222,15	222,27	222,39	222,51	222,63	222,75	222,87	222,99	223,11	223,23	223,35	223,47	223,59	223,71	223,83	223,95	224,07	224,19	224,31	224,43	224,55	224,67	224,79	224,91	225,03	225,15	225,27	225,39	225,51	225,63	225,75	225,87	225,99	226,11	226,23	226,35	226,47	226,59	226,71	226,83	226,95	227,07	227,19	227,31	227,43	227,55	227,67	227,79	227,91	228,03	228,15	228,27	228,39	228,51	228,63	228,75	228,87	228,99	229,11	229,23	229,35	229,47	229,59	229,71	229,83	229,95	230,07	230,19	230,31	230,43	230,55	230,67	230,79	230,91	231,03	231,15	231,27	231,39	231,51	231,63	231,75	231,87	231,99	232,11	232,23	232,35	232,47	232,59	232,71	232,83	232,95	233,07	233,19	233,31	233,43	233,55	233,67	233,79	233,91	234,03	234,15	234,27	234,39	234,51	234,63	234,75	234,87	234,99	235,11	235,23	235,35	235,47	235,59	235,71	235,83	235,95	236,07	236,19	236,31	236,43	236,55	236,67	236,79	236,91	237,03	237,15	237,27	237,39	237,51	237,63	237,75	237,87	237,99	238,11	238,23	238,35	238,47	238,59	238,71	238,83	238,95	239,07	239,19	239,31	239,43	239,55	239,67	239,79	239,91	240,03	240,15	240,27	240,39	240,51	240,63	240,75	240,87	240,99	241,11	241,23	241,35	241,47	241,59	241,71	241,83	241,95	242,07	242,19	242,31	242,43	242,55	242,67	242,79	242,91	243,03	243,15	243,27	243,39	243,51	243,63	243,75	243,87	243,99	244,11	244,23	244,35	244,47	244,59	244,71	244,83	244,95	245,07	245,19	245,31	245,43	245,55	245,67	245,79	245,91	246,03	246,15	246,27	246,39	246,51	246,63	246,75	246,87	246,99	247,11	247,23	247,35	247,47	247,59	247,71	247,83	247,95	248,07	248,19	248,31	248,43	248,55	248,67	248,79	248,91	249,03	249,15	249,27	249,39	249,51	249,63	249,75	249,87	249,99	250,11	250,23	250,35	250,47	250,59	250,71	250,83	250,95	251,07	251,19	251,31	251,43	251,55	251,67	251,79

SEZIONE N° 02167BB06

LEGENDA:

- TR 20 H = 139.69 m. s.l.m. 
- TR 30 H = 139.86 m. s.l.m. 
- TR 200 H = 140.48 m. s.l.m. 
- TR 500 H = 140.78 m. s.l.m. 



SCALA DISTANZE 1:500
SCALA QUOTE 1:200




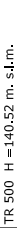
PUNTI	
1	141.52
2	138.63
3	138.31
4	10.74
5	17.59
6	26.32
7	137.93
8	137.71
9	27.62
10	137.60
11	137.44
12	137.38
13	43.85
14	137.47
15	48.76
16	137.49
17	50.81
18	137.60
19	51.67
20	138.11
21	54.87
22	138.41
23	58.82
24	139.73
25	61.34
26	140.75
27	63.39
28	140.84
29	67.57
30	140.84
31	72.00

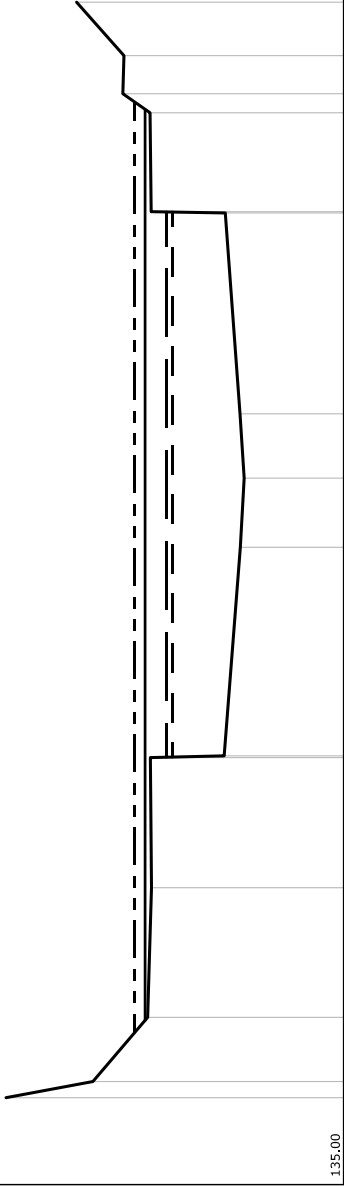
Distanze Progressive [m]	
0.00	4.96
4.96	4.95
9.91	6.85
16.76	8.73
23.51	3.48
27.00	4.68
31.68	3.21
34.89	4.86
39.75	4.91
44.71	3.20
47.91	3.95
51.86	2.52
54.38	4.18
58.56	4.43

Distanze Parziali [m]	
4.96	4.96
9.91	4.95
16.76	6.85
23.51	8.73
27.00	3.48
31.68	4.68
34.89	3.21
39.75	4.86
44.71	4.91
47.91	3.20
51.86	3.95
54.38	2.52
58.56	4.18
62.74	4.43

SEZIONE N° 02167BC06

LEGENDA:

- TR 20 H = 139.53 m. s.l.m. 
- TR 30 H = 139.68 m. s.l.m. 
- TR 200 H = 140.25 m. s.l.m. 
- TR 500 H = 140.52 m. s.l.m. 




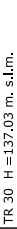

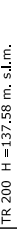
SCALA DISTANZE 1:500
SCALA QUOTE 1:200

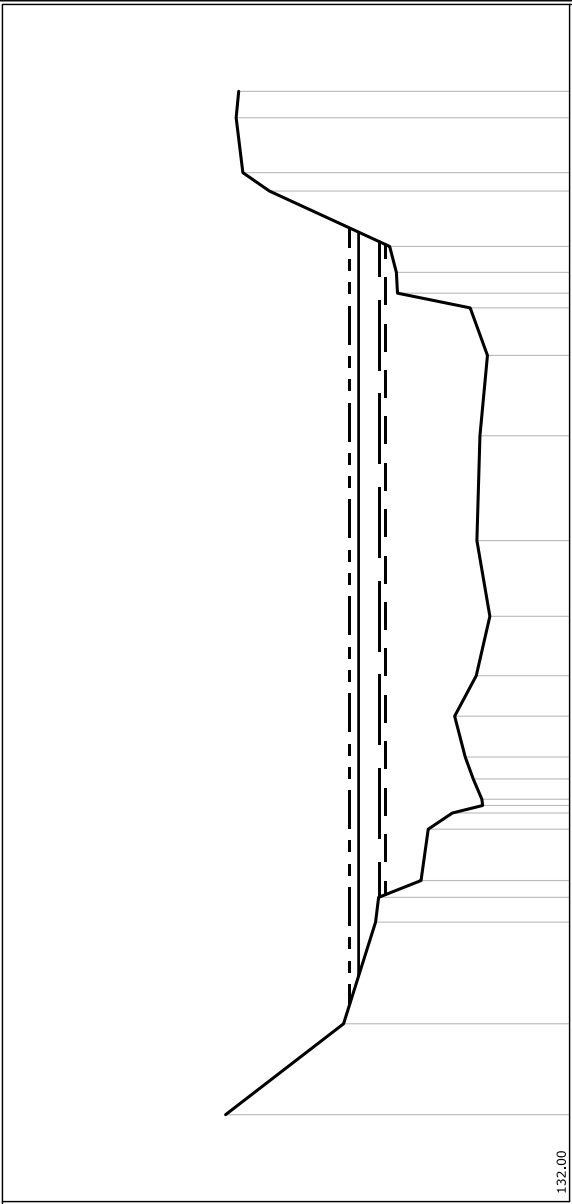
135.00

PUNTI		1	2	3	4	5	6	7	8	9	10	11	12	13	14	15
QUOTE [m s.l.m.]		143.93	141.63	140.18	140.08	140.11	137.73	137.73	137.63	137.74	138.13	140.12	140.84	140.81	140.81	142.06
DISTANZE PROGRESSIVE [m]		0.00	1.07	5.31	13.88	22.49	36.40	40.97	45.22	58.51	65.13	66.39	68.91	72.44		
DISTANZE PARZIALI [m]			4.24	8.57	8.61	13.79	4.57	4.25	13.29	6.54	2.52	3.53				

SEZIONE N° 02167BD06

LEGENDA:

- TR 20 H = 136.86 m. s.l.m. 
- TR 30 H = 137.03 m. s.l.m. 
- TR 200 H = 137.58 m. s.l.m. 
- TR 500 H = 137.81 m. s.l.m. 



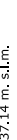
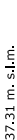


SCALA DISTANZE 1:500
SCALA QUOTE 1:200

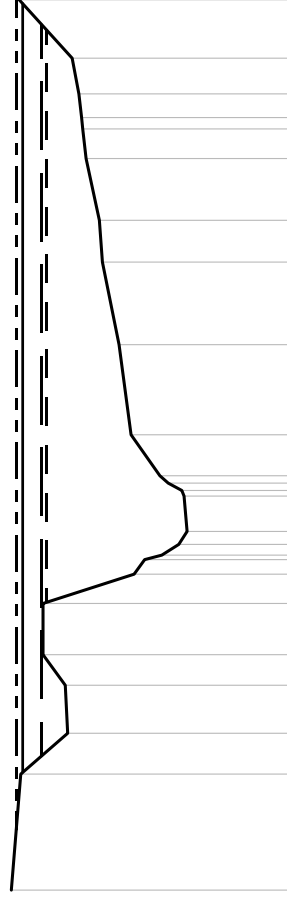
PUNTI		1	2	3	4	5	6	7	9	10	11	12	13	14	15	16	17	18	19	20	21	22	23	24	25														
QUOTE [m s.l.m.]		141.10	137.98	12.73	137.05	15.48	18.88	15.74	135.10	19.95	20.86	22.21	134.76	135.04	26.35	29.03	32.96	37.96	134.45	134.37	44.90	50.21	134.17	53.35	134.63	54.33	136.55	55.70	136.58	57.42	136.76	61.08	139.94	62.30	140.64	65.93	140.82	67.67	140.75
DISTANZE PROGRESSIVE [m]		0.00	6.01	12.73	14.37	15.48	18.88	19.95	20.86	22.21	23.65	26.35	29.03	32.96	37.96	44.90	50.21	53.35	54.33	55.70	57.42	61.08	62.30	65.93	67.67														
DISTANZE PARZIALI [m]		6.01	6.72	3.40	3.40	2.70	2.68	3.93	5.00	6.94	5.31	3.14	3.66	3.63																									

SEZIONE N° 02152__06

LEGENDA:

- TR 20 H = 136.50 m. s.l.m. 
- TR 30 H = 136.65 m. s.l.m. 
- TR 200 H = 137.14 m. s.l.m. 
- TR 500 H = 137.31 m. s.l.m. 

SCALA DISTANZE 1:500
SCALA QUOTE 1:200



130.00

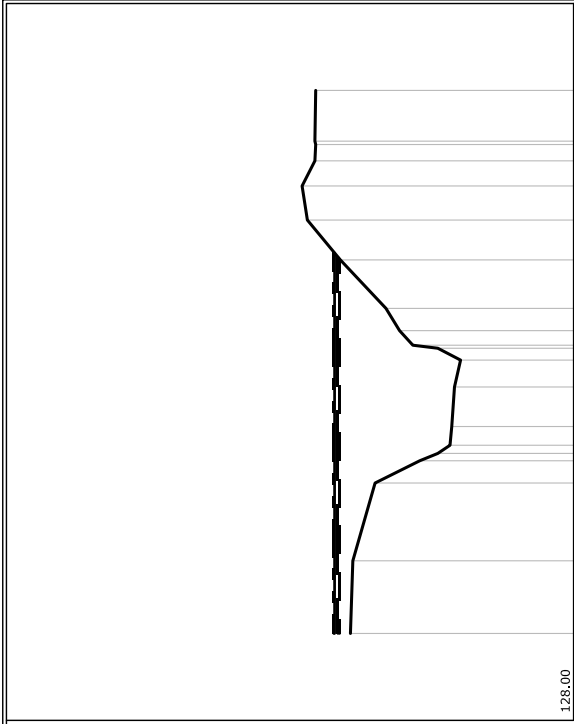
PUNTI	1	2	3	4	5	6	7	8	10.1	12.4	16	17	18	19	20	22	23	24	25
QUOTE [m s.l.m.]	137.44	137.19	10.37	136.01	136.60	136.60	134.19	133.91	133.01	132.79	133.29	134.27	134.59	135.03	135.11	135.46	135.65	135.83	137.23
DISTANZE PROGRESSIVE [m]	0.00	7.67	10.37	13.54	15.57	18.95	20.89	21.85	22.86	23.72	26.05	30.11	36.07	41.53	44.29	48.38	51.08	52.65	55.01
DISTANZE PARZIALI [m]		7.67	2.70	3.17	3.38						2.71	5.96	2.76	4.09					3.86

SEZIONE N° 02119__06

LEGENDA:

- TR 20 H =134.19 m. s.l.m. ————
- TR 30 H =134.23 m. s.l.m. ————
- TR 200 H =134.32 m. s.l.m. ————
- TR 500 H =134.34 m. s.l.m. ————



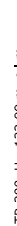

SCALA DISTANZE 1:500
SCALA QUOTE 1:200



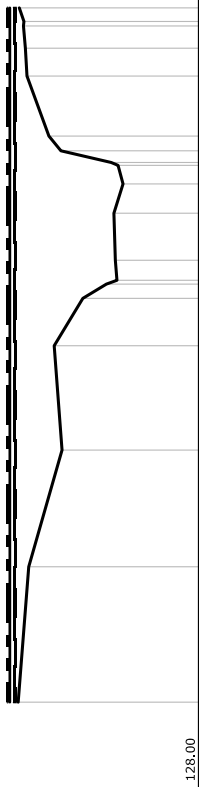
PUNTI	1	2	3	4	6	7	8	9	10	12	13	14	15	16	17	18	20
QUOTE [m s.l.m.]	133.90	133.84	133.25	132.07	131.27	131.22	131.15	130.99	131.59	132.60	132.96	134.17	135.04	135.18	134.84	134.82	134.82
DISTANZE PROGRESSIVE [m]	0,00	4,81	9,95	11,42	12,45	13,69	16,30	18,08	18,86	20,03	21,50	24,70	27,34	29,60	31,26	32,34	35,91
DISTANZE PARZIALI [m]		4,81	5,14			2,61				3,20	2,64						3,35

SEZIONE N° 02089__06

LEGENDA:

- TR 20 H =132.83 m. s.l.m. 
- TR 30 H =132.88 m. s.l.m. 
- TR 200 H =132.99 m. s.l.m. 
- TR 500 H =133.05 m. s.l.m. 





SCALA DISTANZE 1:500
SCALA QUOTE 1:200

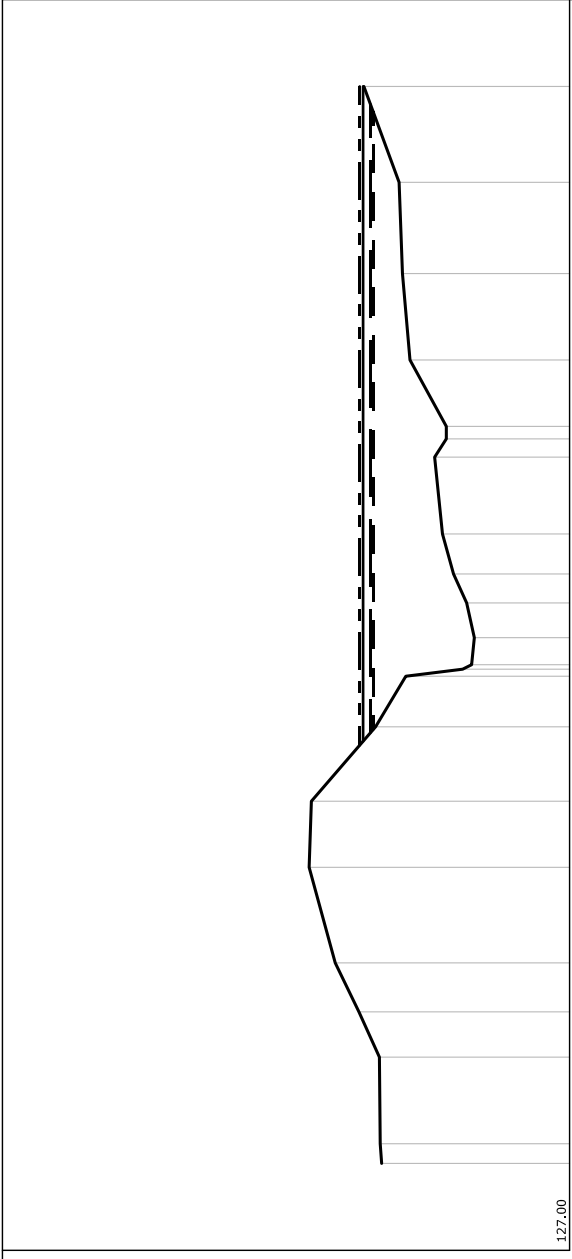


PUNTI	1	2	3	4	5	6	8	9	10	11	13	14	15	16	17	19
QUOTE [m s.l.m.]	132.77	132.49	131.61	131.82	131.06	130.44	130.20	130.24	130.00	130.13	131.64	131.96	132.54	132.58	132.63	132.74
DISTANZE PROGRESSIVE [m]	0.00	8.95	16.67	23.57	26.70	27.65	29.22	32.33	34.27	35.50	36.46	37.44	41.41	43.25	44.72	45.91
DISTANZE PARZIALI [m]		8.95	7.72	6.90	3.13		3.11						3.97			

SEZIONE N° 02070__06

LEGENDA:

- TR 20 H = 132.20 m. s.l.m. 
- TR 30 H = 132.27 m. s.l.m. 
- TR 200 H = 132.46 m. s.l.m. 
- TR 500 H = 132.55 m. s.l.m. 


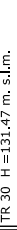




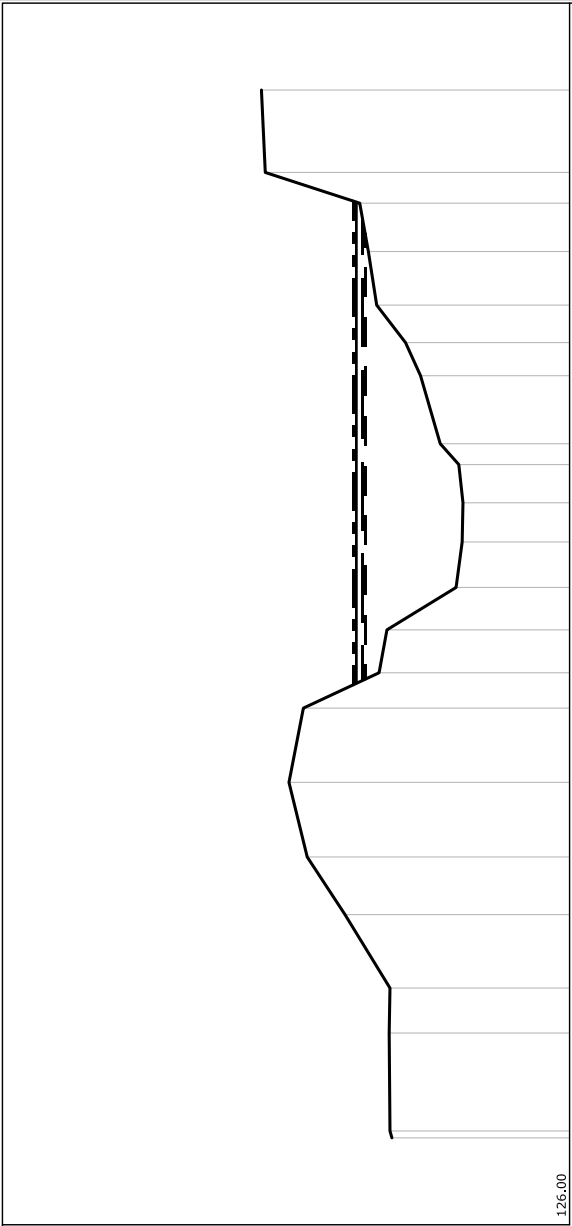
SCALA DISTANZE 1:500
SCALA QUOTE 1:200

PUNTI	1	2	3	4	5	6	7	8	9	11	12	13	14	15	16	17	18	19	20	21	22
QUOTE [m s.l.m.]	131.97	132.01	132.03	132.57	133.20	133.89	133.83	132.13	131.33	129.99	129.52	129.72	130.07	130.36	130.57	130.26	130.57	131.22	131.42	131.51	132.44
DISTANZE PROGRESSIVE [m]	0.00	1.30	7.03	10.02	13.26	19.58	23.95	28.87	33.21	37.06	38.98	41.62	46.70	48.74	47.91	46.70	46.70	53.13	58.84	64.88	71.21
DISTANZE PARZIALI [m]		5.73	2.99	3.24	6.32	4.37	4.92	3.34	2.64	5.08	4.39	5.71	6.04	6.33							

SEZIONE N° 02055__06

LEGENDA:

- TR 20 H =131.41 m. s.l.m. 
- TR 30 H =131.47 m. s.l.m. 
- TR 200 H =131.64 m. s.l.m. 
- TR 500 H =131.73 m. s.l.m. 



SCALA DISTANZE 1:500
SCALA QUOTE 1:200

PUNTI	
1	130.70
2	6.47
3	2.98
4	130.75
5	4.86
6	3.80
7	4.94
8	4.91
9	2.83
10	2.81
11	3.00
12	2.60
13	2.53
14	4.50
15	4.50
16	2.48
17	3.55
18	3.19
19	5.45
20	131.32
21	3.19
22	5.45





QUOTE [m s.l.m.]	
1	130.70
2	130.77
3	130.75
4	131.94
5	132.94
6	133.42
7	133.04
8	131.04
9	130.83
10	129.00
11	128.84
12	128.93
13	129.42
14	129.94
15	130.34
16	131.10
17	131.32
18	131.55
19	134.05
20	134.15

DISTANZE PROGRESSIVE [m]	
1	0.00
2	6.93
3	9.91
4	14.77
5	18.57
6	23.51
7	28.42
8	30.76
9	33.59
10	36.40
11	39.40
12	42.00
13	44.53
14	45.90
15	50.40
16	52.59
17	55.07
18	58.62
19	61.81
20	63.84
21	69.29

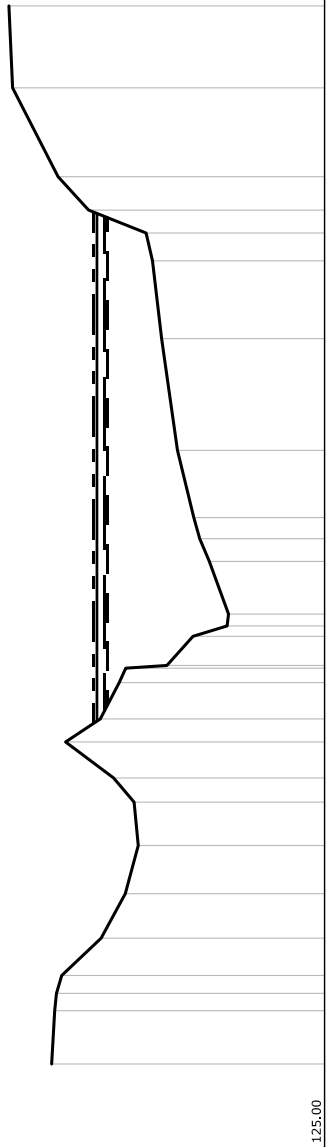
DISTANZE PARZIALI [m]	
1	6.47
2	2.98
3	4.86
4	3.80
5	4.94
6	4.91
7	2.83
8	2.81
9	3.00
10	2.60
11	2.53
12	4.50
13	4.50
14	2.48
15	3.55
16	3.19
17	5.45

SEZIONE N° 02040__06

LEGENDA:

- TR 20 H = 130.74 m. s.l.m. 
- TR 30 H = 130.81 m. s.l.m. 
- TR 200 H = 131.02 m. s.l.m. 
- TR 500 H = 131.12 m. s.l.m. 





SCALA DISTANZE 1:500
SCALA QUOTE 1:200

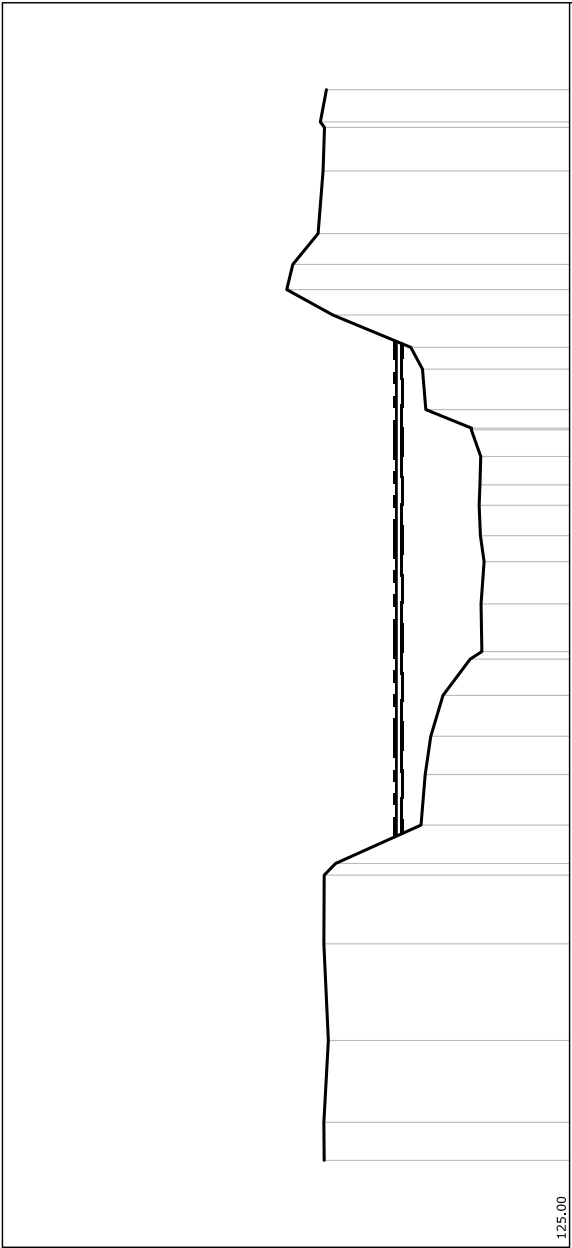


PUNTI		1	2	3	4	5	6	7	8	9	10	11	12	13	14	15	16	17	18	19	20	21	22	23	24	25	26	27	28	
QUOTE [m s.l.m.]		132.22	132.14	132.09	131.95	130.91	130.27	129.93	130.04	17.32	18.92	130.58	131.85	21.30	22.82	25.22	26.18	130.26	130.43	130.26	127.54	128.58	128.99	129.31	129.55	129.72	131.24	132.05	133.25	133.35
DISTANZE PROGRESSIVE [m]		0.00	3.52	4.67	5.85	8.32	11.26	14.45	17.32	18.92	21.30	22.82	25.22	26.18	33.24	34.74	36.14	40.58	47.97	53.11	54.95	56.47	58.68	64.56	69.97					
DISTANZE PARZIALI [m]		3.52	2.47	2.94	3.19	2.87									3.49	4.44	7.39	5.14					5.88	5.41						

SEZIONE N° 02012__06

LEGENDA:

- TR 20 H = 129,42 m. s.l.m. 
- TR 30 H = 129,46 m. s.l.m. 
- TR 200 H = 129,58 m. s.l.m. 
- TR 500 H = 129,64 m. s.l.m. 



SCALA DISTANZE 1:500
SCALA QUOTE 1:200

PUNTI	1	2	3	4	5	6	7	8	9	10	11	13	14	15	16	17	18	19	21	22	23	24	25	26	27	28	29	31
QUOTE [m s.l.m.]	131,49	131,50	131,38	131,50	131,49	131,19	128,93	128,82	128,67	128,35	127,63	127,34	127,26	127,36	127,39	127,37	127,35	127,60	128,80	128,89	129,20	131,26	132,48	132,32	131,65	131,52	131,48	131,43
DISTANZE PROGRESSIVE [m]	0,00	2,52	7,93	14,32	18,86	22,17	25,52	28,05	30,75	33,15	36,80	39,59	41,31	43,32	44,67	46,55	48,31	49,65	52,32	53,76	55,90	57,58	59,25	61,29	65,43	68,31	70,80	
DISTANZE PARZIALI [m]	2,52	5,41	6,39	4,54	2,54	3,35	2,53	2,70	2,40	3,15	2,79	4,14	2,67	4,14	2,88													

SEZIONE N° 01973_06

LEGENDA:

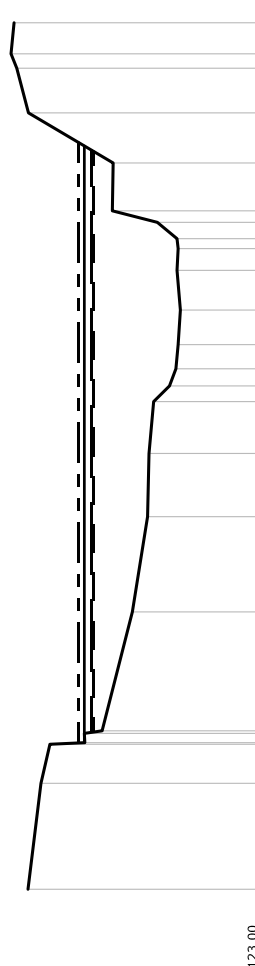
TR 20 H = 127.41 m. s.l.m.

TR 30 H = 127.47 m. s.l.m.

TR 200 H = 127.66 m. s.l.m.

TR 500 H = 127.81 m. s.l.m.

SCALA DISTANZE 1:500
SCALA QUOTE 1:200



123.00

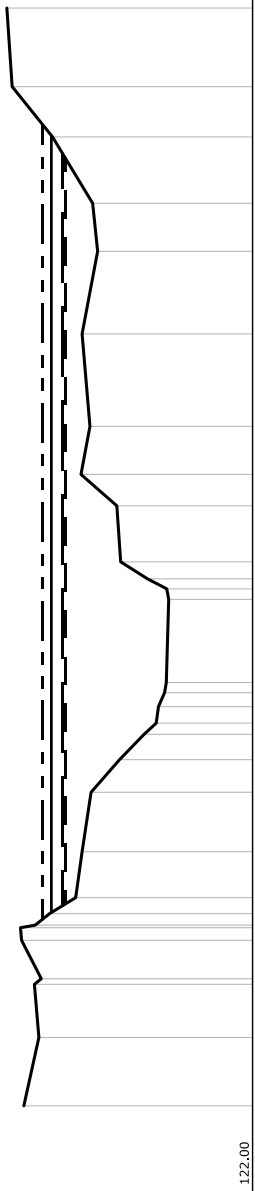
PUNTI		1	2	3	5	7	8	9	10	11	12	13	14	15	16	17	18	20	21	22	23	24
QUOTE [m s.l.m.]		129.15	128.81	127.66	128.57	126.39	125.99	125.95	125.83	125.41	125.24	125.18	125.12	125.21	125.16	125.15	126.92	126.90	129.14	129.45	129.60	129.52
DISTANZE PROGRESSIVE [m]		0.00	7.01	9.59	10.31	18.34	24.64	28.82	32.25	33.29	34.42	36.02	38.30	40.93	42.02	44.11	44.87	48.03	51.34	54.30	55.25	57.30
DISTANZE PARZIALI [m]			7.01	2.58	7.86	6.30	4.18	3.43				2.63				3.16	3.31		2.96			

SEZIONE N° 01960__06

LEGENDA:

- TR 20 H = 126.95 m. s.l.m. ————
- TR 30 H = 127.02 m. s.l.m. ————
- TR 200 H = 127.32 m. s.l.m. ————
- TR 500 H = 127.55 m. s.l.m. - - - -

SCALA DISTANZE 1:500
SCALA QUOTE 1:200



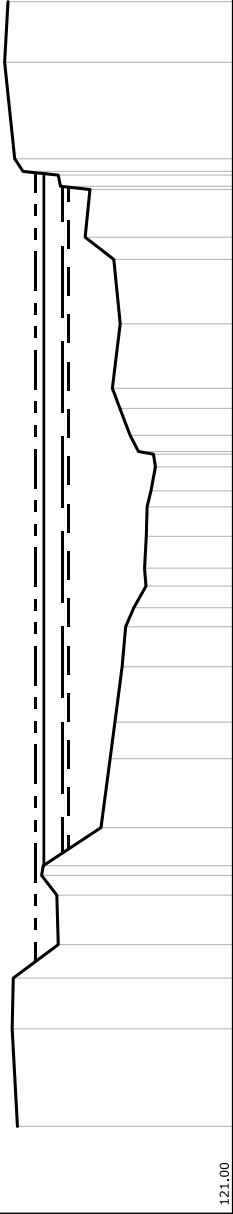
PUNTI	1	2	3	5	6	8	9	10	11	12	13	14	15	16	17	18	20	21	22	23	24	25	26	27	28	29	30
QUOTE [m s.l.m.]	128.05	127.65	127.77	128.11	128.14	127.37	126.68	126.51	126.27	125.52	124.56	124.87	124.53	124.49	124.45	124.38	124.40	125.49	125.59	126.54	126.30	126.51	126.10	126.23	127.29	128.36	128.50
DISTANZE PROGRESSIVE [m]	0.00	4.52	8.03	10.94	11.78	12.71	13.77	16.81	20.73	22.89	24.56	25.31	26.40	27.96	33.49	34.19	35.97	39.68	41.75	44.93	49.30	51.05	56.51	59.68	64.07	67.40	72.59
DISTANZE PARZIALI [m]		4.52	3.51	2.54	3.04	3.92									5.50		3.71			3.18		6.12		3.17	4.39	3.33	5.19

SEZIONE N° 01928__06

LEGENDA:

- TR 20 H = 125,35 m. s.l.m.
- TR 30 H = 125,49 m. s.l.m.
- TR 200 H = 125,99 m. s.l.m.
- TR 500 H = 126,21 m. s.l.m.





SCALA DISTANZE 1:500
SCALA QUOTE 1:200

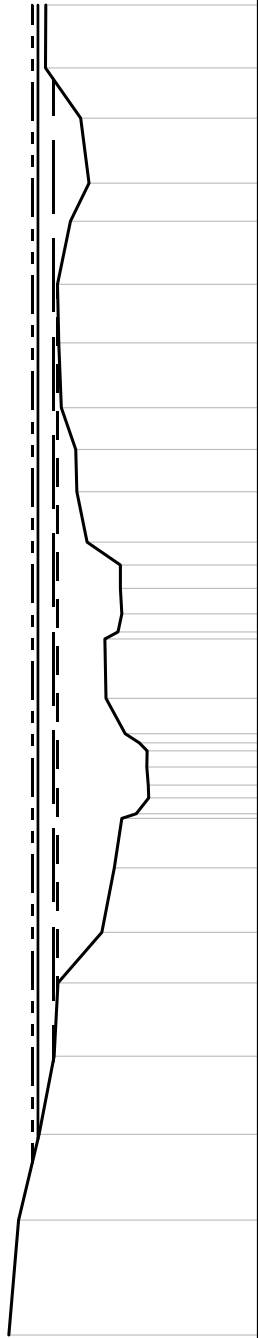


PUNTI	1	2	3	4	5	6	7	8	9	10	11	12	13	14	15	16	17	18	19	20	21	22	23	24	25	26	27	28	29	30	31	32	33	34
QUOTE [m s.l.m.]	126.69	126.83	126.80	125.61	125.65	126.05	126.01	124.48	124.24	124.11	123.92	123.83	123.61	123.29	123.33	123.28	123.26	123.16	123.04	123.09	123.09	123.71	123.98	124.18	123.97	124.14	124.90	124.77	125.61	126.76	126.94	127.03	126.94	
DISTANZE PROGRESSIVE [m]	0.00	6.46	9.81	12.02	15.29	17.24	19.76	24.32	26.74	30.40	33.04	34.30	35.73	36.92	39.02	40.97	42.03	43.62	44.45	44.45	45.70	47.48	48.81	53.08	57.33	58.80	61.96	62.91	63.99	74.38	70.37	74.38		
DISTANZE PARZIALI [m]		6.46	3.35	3.27	2.52	2.52	4.56	2.42	3.66	2.64	2.64	1.26	1.57	1.21	2.09	1.95	1.07	1.63	0.83	0.83	0.83	1.73	1.33	4.27	4.25	3.16	1.05	1.05	1.05	6.38	4.01	4.01		

SEZIONE N° 01911__06

LEGENDA:

- TR 20 H =124,29 m. s.l.m. 
- TR 30 H =124,41 m. s.l.m. 
- TR 200 H =124,81 m. s.l.m. 
- TR 500 H =124,96 m. s.l.m. 




SCALA DISTANZE 1:500
SCALA QUOTE 1:200

PUNTI	1	2	3	4	5	6	7	8	10	11	12	13	15	16	17	19	20	21	22	23	24	25	26	27	28	29	30	31	32
QUOTE [m s.l.m.]	125,58	125,32	124,78	124,38	124,28	123,12	122,79	122,59	121,88	121,89	121,93	121,92	122,50	123,01	123,04	122,59	122,63	122,63	123,51	123,78	123,81	124,19	124,26	124,29	123,95	123,46	123,68	124,61	124,60
DISTANZE PROGRESSIVE [m]	0,00	7,60	13,27	18,44	23,28	26,63	30,89	34,17	35,52	36,37	37,56	38,63	39,76	42,10	46,03	47,69	49,38	50,92	52,43	55,77	58,56	61,32	65,61	69,49	73,65	76,17	80,47	83,79	87,95
DISTANZE PARZIALI [m]		7,60	5,67	5,17	4,84	3,35	4,26	3,28							3,93				3,34	2,79	2,76	4,29	3,88	4,16	2,52	4,30	3,32	4,16	

SEZIONE N° 01895__06

LEGENDA:

- TR 20 H =123.44 m. s.l.m. ————
- TR 30 H =123.56 m. s.l.m. ————
- TR 200 H =124.02 m. s.l.m. ————
- TR 500 H =124.23 m. s.l.m. - - - - -



SCALA DISTANZE 1:500
SCALA QUOTE 1:200

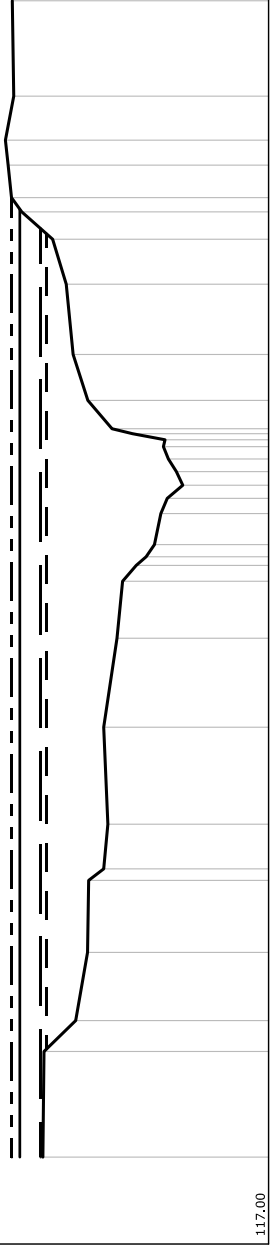
PUNTI		1	2	3	4	6	8	10	11	12	13	14	15	16	17	18	19	20	21	22	23	24	25	26	27	28	29	30	31	32	33																											
QUOTE [m s.l.m.]		122.55	122.75	123.46	7.76	124.45	8.82	123.90	10.04	122.93	15.75	20.96	122.97	8.61	29.57	122.49	31.69	121.95	6.20	122.02	37.89	39.78	122.23	40.82	121.46	44.99	121.33	47.58	121.29	49.25	121.22	50.58	121.39	52.11	121.38	53.83	54.95	121.50	57.27	121.55	58.94	121.89	62.62	122.89	66.34	122.92	69.29	122.81	72.68	123.00	80.79	125.19	82.67	125.23	86.94	125.48	92.16	125.53
DISTANZE PROGRESSIVE [m]		0.00	1.55	3.88	7.76	8.82	10.04	15.75	20.96	29.57	31.69	37.89	39.78	40.82	44.99	47.58	49.25	50.58	52.11	53.83	54.95	57.27	58.94	62.62	66.34	69.29	72.68	80.79	82.67	86.94	92.16																											
DISTANZE PARZIALI [m]			3.88		3.88	5.67	5.21	8.61	6.20	4.17	2.59	4.17	2.95	3.39	8.11	4.27	5.22																																									

SEZIONE N° 01879_06

LEGENDA:

- TR 20 H = 122.88 m. s.l.m.
- TR 30 H = 123.03 m. s.l.m.
- TR 200 H = 123.58 m. s.l.m.
- TR 500 H = 123.79 m. s.l.m.

SCALA DISTANZE 1:500
SCALA QUOTE 1:200



117.00





PUNTI	
1	122.97
2	122.94
3	122.10
4	121.79
5	121.76
6	121.36
7	121.25
8	121.36
9	121.01
10	120.86
11	120.50
12	120.02
13	119.85
14	119.68
15	119.27
16	119.44
17	119.65
18	119.78
19	120.60
20	120.60
21	120.60
22	120.60
23	121.78
24	122.17
25	122.35
26	122.71
27	123.53
28	123.80
29	123.89
30	123.96
31	123.74
32	123.78

Distanze Progressive [m]	
1	0.00
2	6.98
3	9.03
4	13.54
5	18.30
6	19.06
7	22.01
8	28.43
9	34.31
10	38.08
11	39.13
12	40.50
13	42.56
14	43.56
15	44.43
16	45.34
17	46.18
18	47.84
19	47.84
20	47.84
21	47.84
22	50.04
23	53.08
24	57.72
25	60.69
26	62.50
27	63.45
28	65.59
29	67.25
30	70.16
31	76.46
32	76.46

Distanze Parziali [m]	
1	6.98
2	4.51
3	4.76
4	2.95
5	6.42
6	5.88
7	3.77
8	3.04
9	4.64
10	2.97
11	2.91
12	6.30

SEZIONE N° 01835B806

LEGENDA:

- TR 20 H =120.89 m. s.l.m. 
- TR 30 H =121.04 m. s.l.m. 
- TR 200 H =121.61 m. s.l.m. 
- TR 500 H =121.83 m. s.l.m. 





SCALA DISTANZE 1:500
SCALA QUOTE 1:200

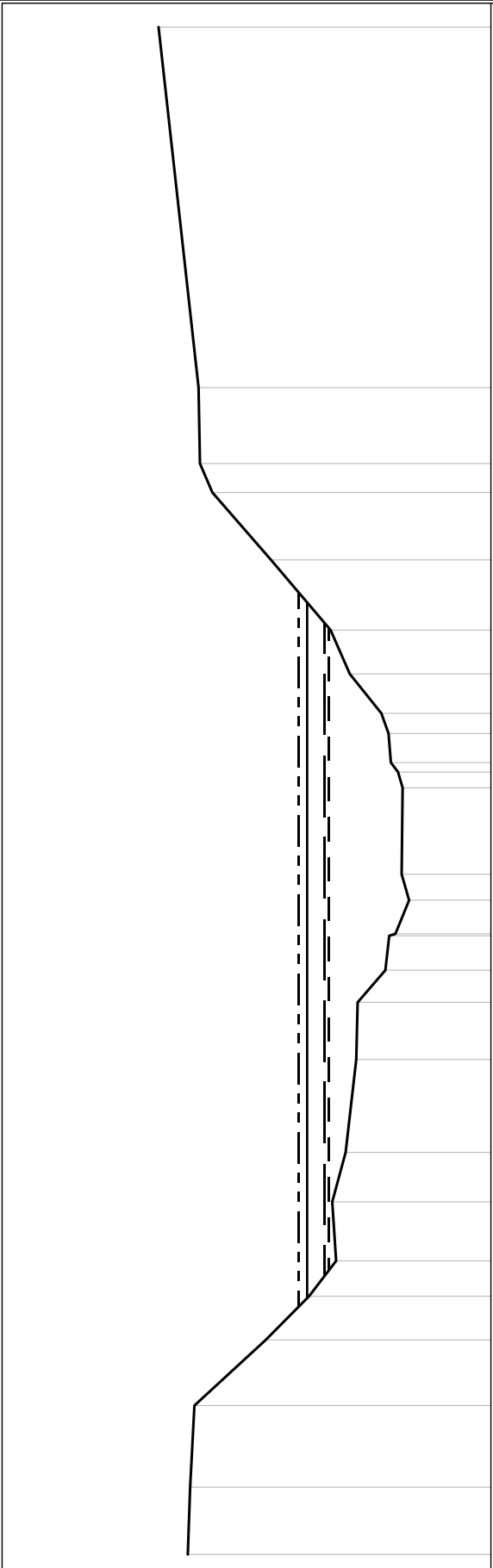


PUNTI	1	2	3	5	7	9	11	12	13	14	15	17	20	21	22
QUOTE [m s.l.m.]	121.35	121.38	121.90	121.61	118.70	121.86	119.38	119.40	119.47	119.49	119.51	121.61	120.53	120.06	120.01
DISTANZE PROGRESSIVE [m]	0.00	4.50	8.50	10.60	12.45	25.80	35.20	44.76	54.11	56.82	57.59	62.12	66.85	69.06	
DISTANZE PARZIALI [m]	4.50	3.60	13.17	9.40	9.56	9.35	2.71	4.26	4.73						

SEZIONE N° 01835BD06

LEGENDA:

- TR 20 H =115.96 m. s.l.m. 
- TR 30 H =116.10 m. s.l.m. 
- TR 200 H =116.64 m. s.l.m. 
- TR 500 H =116.89 m. s.l.m. 



SCALA DISTANZE 1:500
SCALA QUOTE 1:200

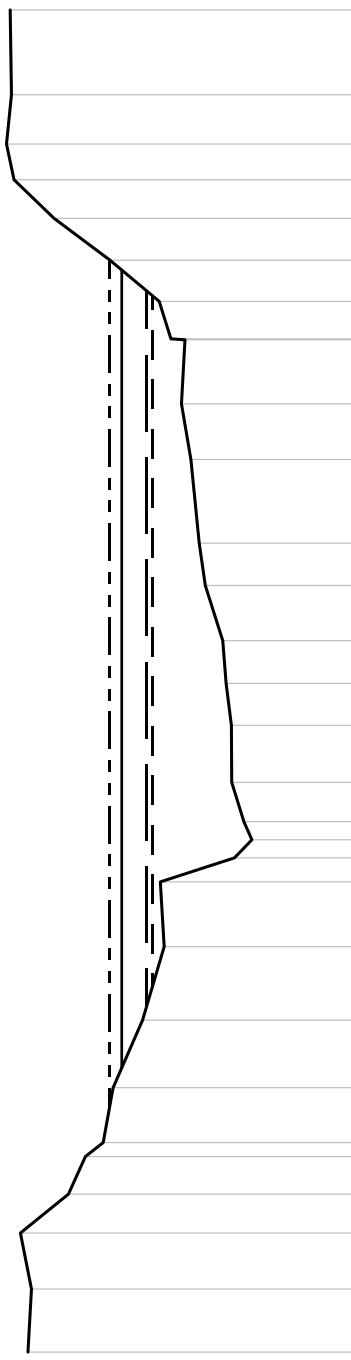
PUNTI	1	2	3	4	5	6	7	8	9	10	11	12	14	15	16	17	18	19	20	21	22	23	24	25	26	27
QUOTE [m s.l.m.]	120.30	120.23	120.10	117.91	116.58	115.75	115.87	115.46	115.13	115.09	114.24	114.12	113.51	113.74	113.71	113.85	114.07	114.14	114.36	115.33	115.92	117.75	119.55	119.93	119.97	121.20
DISTANZE PROGRESSIVE [m]	0.00	5.16	11.43	16.47	19.82	22.53	27.06	30.86	37.99	42.38	44.84	47.49	50.22	52.21	58.85	60.05	60.78	63.01	64.56	67.59	70.95	76.34	81.52	83.74	89.56	117.24
DISTANZE PARZIALI [m]	5.16	6.27	5.04	3.35	2.71	4.53	3.80	7.13	4.39	2.46	2.65	2.58	6.64	3.03	3.36	5.39	5.18	5.82	27.68							

SEZIONE N° 01820_06

LEGENDA:

- TR 20 H =115.41 m. s.l.m. ————
- TR 30 H =115.56 m. s.l.m. ————
- TR 200 H =116.21 m. s.l.m. ————
- TR 500 H =116.53 m. s.l.m. - - - - -


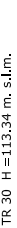
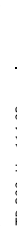

SCALA DISTANZE 1:500
SCALA QUOTE 1:200



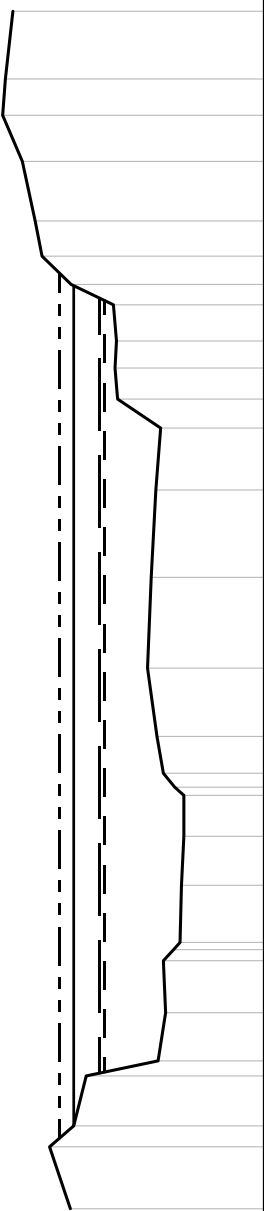
PUNTI	1	2	3	4	5	6	7	8	9	10	11	12	13	14	15	16	17	18	19	20	21	22	24	25	26	27	28	29	30
QUOTE [m s.l.m.]	118.69	118.60	118.89	117.62	117.17	116.70	116.44	115.66	115.09	115.19	113.23	112.77	112.98	113.30	113.31	113.45	113.54	114.00	114.16	114.38	114.63	114.54	115.22	116.52	118.00	119.06	119.26	119.13	119.16
DISTANZE PROGRESSIVE [m]	0.00	4.17	7.87	10.44	12.93	13.85	17.48	21.95	26.81	31.09	32.68	33.88	35.07	37.68	41.44	44.22	47.04	50.69	53.49	59.02	62.71	66.94	69.48	72.20	74.97	77.53	79.88	83.15	88.75
DISTANZE PARZIALI [m]	4.17	3.70	2.57	2.49	3.63	4.47	4.86	4.28	2.61	3.76	2.78	2.82	3.65	2.80	5.53	4.23	2.48	2.72	2.77	2.56	3.27	5.60							

SEZIONE N° 01777__06

LEGENDA:

- TR 20 H = 113,20 m. s.l.m. 
- TR 30 H = 113,34 m. s.l.m. 
- TR 200 H = 114,02 m. s.l.m. 
- TR 500 H = 114,40 m. s.l.m. 

SCALA DISTANZE 1:500
SCALA QUOTE 1:200



109,00

PUNTI	1	2	3	4	5	6	7	8	9	10	11	12	13	14	15	16	17	18	19	20	21	22	23	24	25	26	27	28	29	30
QUOTE [m s.l.m.]	114,11	114,66	114,02	113,69	113,79	111,59	111,65	111,38	111,17	111,11	111,11	111,65	111,82	112,07	111,97	111,85	111,72	112,86	112,93	112,89	112,97	114,09	114,86	114,96	115,04	115,38	115,90	115,83	115,63	
DISTANZE PROGRESSIVE [m]	0,00	4,09	5,48	8,78	9,78	12,96	16,40	17,13	21,39	24,63	27,34	28,80	31,23	35,75	41,75	47,53	51,62	53,54	55,59	57,38	59,77	61,12	62,99	65,32	69,26	72,30	74,71	79,18		
DISTANZE PARZIALI [m]	4,09	3,30	3,18	3,44	3,78	3,24	2,71	2,43	4,52	6,00	5,78	4,09	3,94	3,04	2,41	4,47														

SEZIONE N° 01761__06

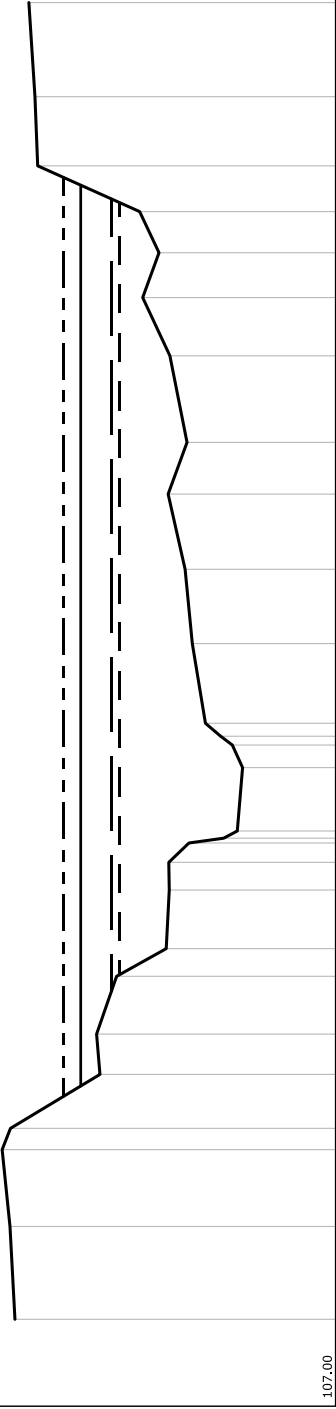
LEGENDA:

TR 20 H = 112.73 m. s.l.m.

TR 30 H = 112.93 m. s.l.m.

TR 200 H = 113.74 m. s.l.m.

TR 500 H = 114.20 m. s.l.m.







SCALA DISTANZE 1:500
SCALA QUOTE 1:200

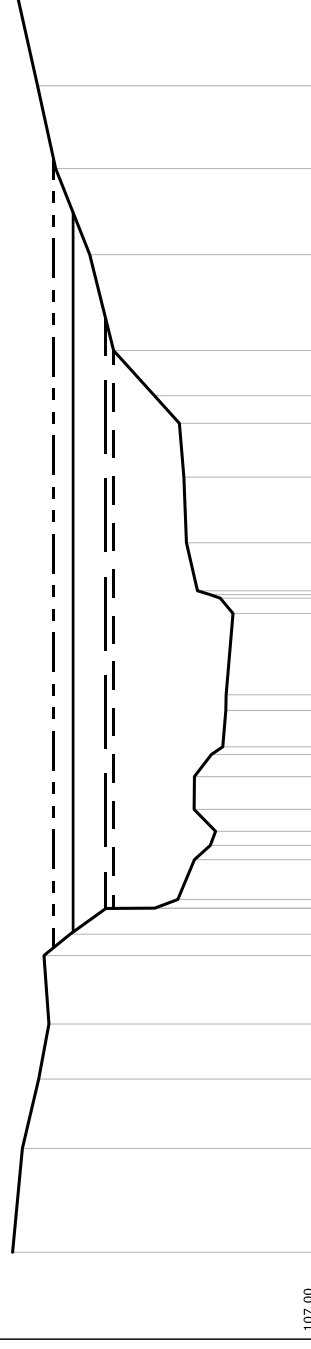
PUNTI	1	2	3	4	5	6	7	8	9	10	11	12	13	14	15	17	18	19	20	21	22	23	24	25	26	27	28
QUOTE [m s.l.m.]	115.48	115.61	115.82	115.60	113.23	113.32	112.79	111.48	111.40	111.41	110.88	109.60	109.60	109.46	109.73	110.44	110.79	110.98	111.43	110.93	111.38	112.10	111.67	112.18	114.88	114.95	115.11
DISTANZE PROGRESSIVE [m]	0.00	6.14	11.22	12.63	16.19	18.86	22.68	24.51	28.39	30.22	32.29	32.29	32.29	36.48	37.97	39.41	44.69	49.60	54.57	57.99	63.72	67.57	70.53	73.25	76.28	80.85	87.07
DISTANZE PARZIALI [m]	6.14	5.08	3.56	2.67	3.82	3.82	3.88	4.19	5.28	4.91	4.97	3.42	5.73	3.85	2.96	2.72	3.03	4.57	6.22								

SEZIONE N° 01747__06

LEGENDA:

- TR 20 H = 112.37 m. s.l.m. 
- TR 30 H = 112.58 m. s.l.m. 
- TR 200 H = 113.44 m. s.l.m. 
- TR 500 H = 113.95 m. s.l.m. 

SCALA DISTANZE 1:500
SCALA QUOTE 1:200



PUNTI	1	2	3	4	5	6	7	9	10	11	12	13	14	15	17	18	19	20	23	24	25	26	27	28	29	30	31
QUOTE [m s.l.m.]	115.04	114.78	114.35	114.08	114.21	113.52	112.57	113.52	110.67	109.81	109.67	110.24	110.23	109.78	109.40	109.39	109.55	109.21	110.44	110.51	110.63	111.29	112.37	113.00	113.90	114.38	114.90
DISTANZE PROGRESSIVE [m]	0.00	6.86	11.45	15.09	19.62	21.03	22.73	23.33	25.96	26.90	27.83	29.28	31.45	32.91	35.83	36.86	42.24	43.25	46.92	51.26	54.81	56.64	59.63	65.97	71.66	77.13	82.95
DISTANZE PARZIALI [m]		6.86	4.59	3.64	4.53		2.63		2.63	110.23	109.81	109.67	110.24	110.23	109.40	109.39	109.55	109.21	110.44	110.51	110.63	111.29	112.37	113.00	113.90	114.38	114.90

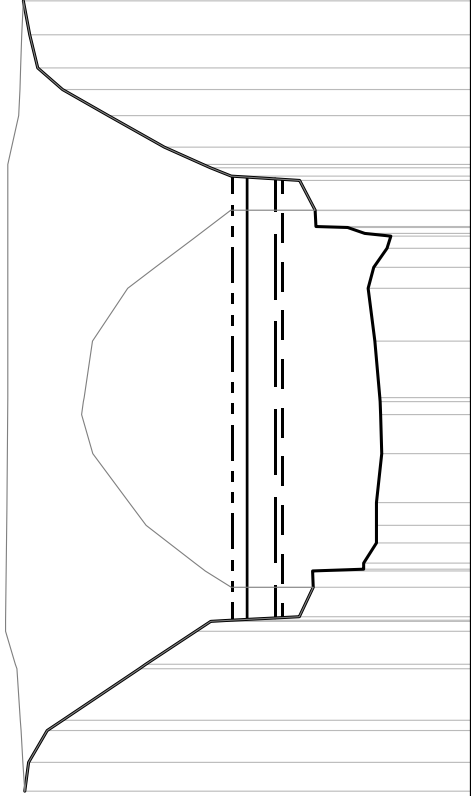
SEZIONE N° 01738PC06

LEGENDA:

- TR 20 H =111.98 m. s.l.m. ————
- TR 30 H =112.17 m. s.l.m. ————
- TR 200 H =112.91 m. s.l.m. ————
- TR 500 H =113.29 m. s.l.m. ————

SCALA DISTANZE 1:500
SCALA QUOTE 1:200

107,00




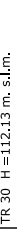
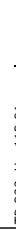

PUNTI	
1	118.79
2	118.69
3	117.79
4	118.20
5	115.76
6	114.87
7	113.87
8	113.23
9	110.57
10	111.16
11	111.18
12	14.56
13	13.48
14	16.42
15	109.49
16	17.58
17	19.08
18	109.49
19	109.35
20	22.32
21	24.90
22	109.38
23	25.76
24	109.53
25	33.25
26	109.71
27	34.64
28	109.56
29	109.21
30	35.90
31	109.11
32	36.74
33	111.09
34	38.40
35	111.52
36	40.39
37	113.88
38	42.59
39	115.10
40	44.68
41	117.29
42	47.83
43	118.45
44	50.02
45	118.66
46	52.26
47	118.83

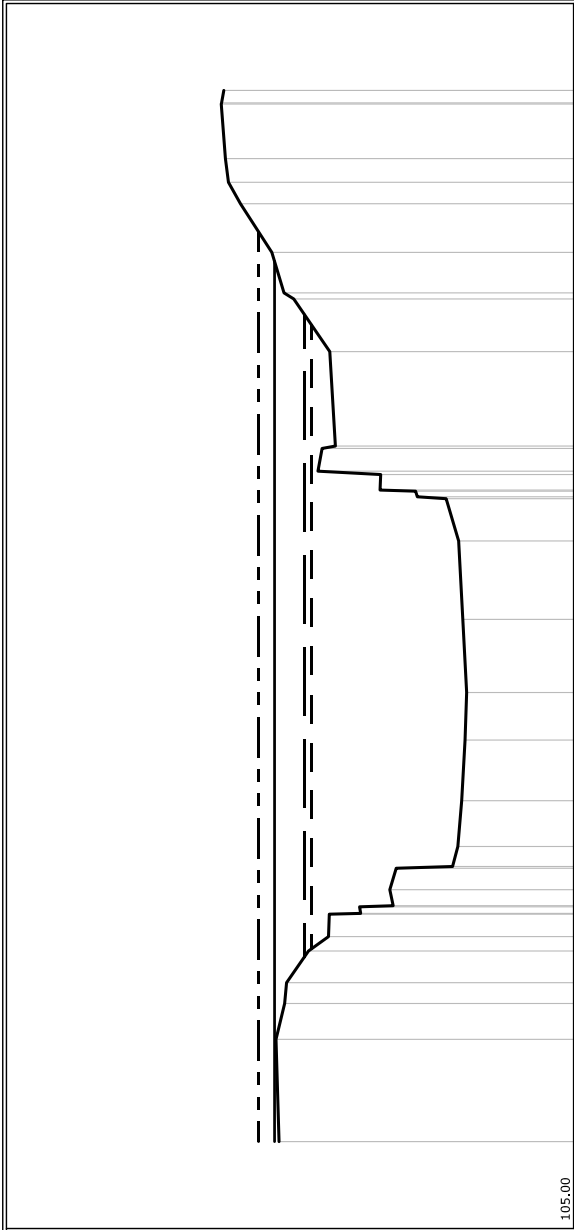
DISTANZE PROGRESSIVE [m]	
1	0.00
2	1.91
3	4.69
4	8.10
5	11.23
6	14.56
7	17.58
8	19.08
9	22.32
10	24.90
11	25.76
12	29.76
13	33.25
14	34.64
15	35.90
16	38.40
17	40.39
18	42.59
19	44.68
20	47.83
21	50.02
22	52.26

DISTANZE PARZIALI [m]	
1-2	1.91
2-3	3.41
3-4	3.24
4-5	2.58
5-6	3.73
6-7	3.49

SEZIONE N° 01732BC06

LEGENDA:

- TR 20 H = 111.93 m. s.l.m. 
- TR 30 H = 112.13 m. s.l.m. 
- TR 200 H = 112.91 m. s.l.m. 
- TR 500 H = 113.33 m. s.l.m. 







SCALA DISTANZE 1:500
SCALA QUOTE 1:200

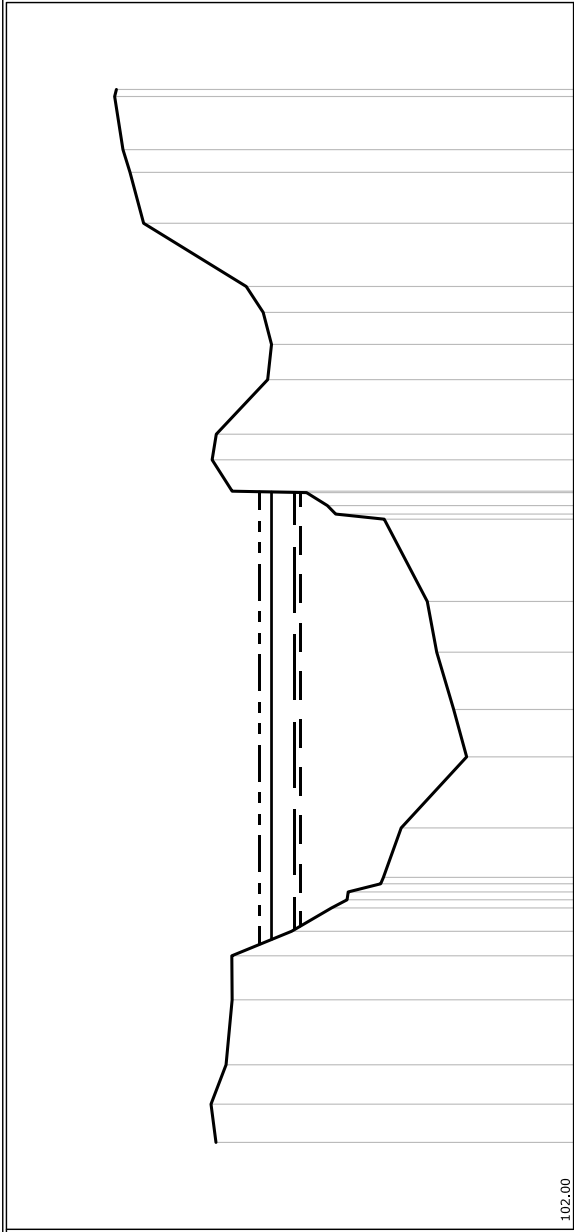
PUNTI	1	2	3	4	5	6	7	11	12	14	15	16	17	18	19	20	24	26	28	29	31	32	33	34	3537		
QUOTE [m s.l.m.]	112.79	112.87	112.64	112.59	112.01	113.56	111.46	109.86	109.69	108.06	107.96	107.87	107.83	107.93	108.04	108.37	110.10	111.65	111.45	112.40	112.98	113.81	114.13	114.21	114.32	114.25	69.51
DISTANZE PROGRESSIVE [m]	0.00	6.76	9.13	10.51	12.60	13.56	15.04	16.66	18.08	19.52	22.54	26.55	29.70	34.53	39.72	42.52	44.11	45.84	52.24	55.72	58.80	62.02	63.44	65.01	68.61		
DISTANZE PARZIALI [m]		6.76								3.02	4.01	3.15	4.83	5.19	2.80			6.24	3.48	2.67	3.22				3.60		

SEZIONE N° 01732BD06

LEGENDA:

- TR 20 H = 109.23 m. s.l.m. 
- TR 30 H = 109.39 m. s.l.m. 
- TR 200 H = 109.99 m. s.l.m. 
- TR 500 H = 110.31 m. s.l.m. 

SCALA DISTANZE 1:500
SCALA QUOTE 1:200



PUNTI	1	2	3	4	5	6	7	9	11	12	13	14	15	16	17	18	19	20	21	22	23	24	25	26	27	28	29	30	31
QUOTE [m s.l.m.]	111.46	111.59	111.19	111.03	111.04	109.46	108.40	107.96	107.03	106.56	104.83	105.17	105.62	105.87	107.01	108.51	109.06	111.56	111.45	111.45	110.09	109.99	52.77	110.21	110.66	113.37	113.73	113.92	114.14
DISTANZE PROGRESSIVE [m]	0.00	2.53	5.13	9.43	12.34	13.96	15.51	16.56	17.53	20.80	25.50	28.63	32.42	35.78	41.22	42.11	42.97	45.14	46.84	46.84	50.44	110.09	50.44	54.89	56.60	60.79	64.15	65.65	69.17
DISTANZE PARZIALI [m]	2.53	2.60	4.30	2.91	3.27	4.70	3.13	3.79	3.36	5.44	3.60	4.19	3.36	3.52	3.36	4.19	3.36	3.52	3.36	4.19	3.36	3.52	3.36	4.19	3.36	3.52	3.36	3.52	3.36

SEZIONE N° 01705_06

LEGENDA:

TR 20 H = 107.75 m. s.l.m.

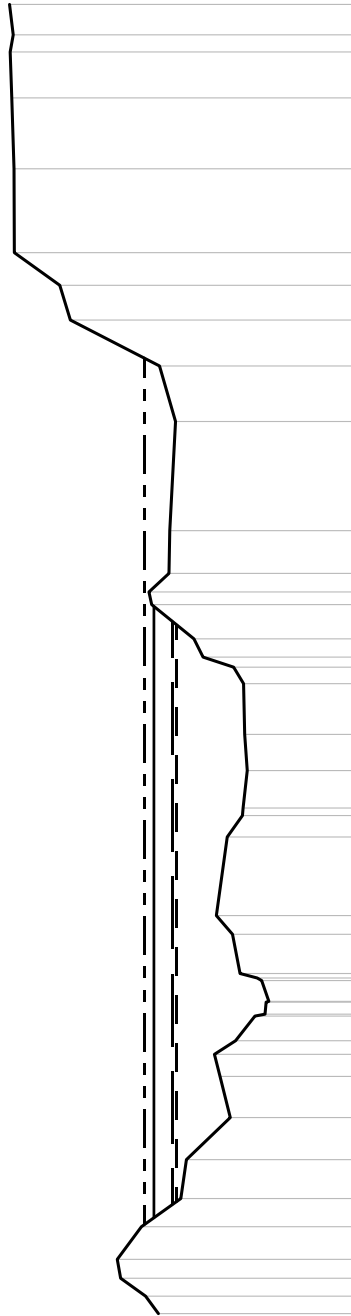
TR 30 H = 107.88 m. s.l.m.

TR 200 H = 108.36 m. s.l.m.

TR 500 H = 108.62 m. s.l.m.

SCALA DISTANZE 1:500
SCALA QUOTE 1:200

103.00



PUNTI	
1	108.24
2	108.58
3	109.24
4	109.33
5	108.69
6	107.65
7	107.50
8	106.34
9	106.61
10	106.76
11	106.20
12	17.15
13	18.04
14	106.69
15	19.67
16	105.69
17	105.51
18	22.02
19	106.28
20	25.08
21	106.71
22	106.42
23	31.52
24	106.02
25	32.94
26	105.89
27	105.96
28	105.99
29	107.06
30	107.30
31	44.62
32	46.89
33	47.72
34	108.49
35	107.96
36	108.21
37	110.57
38	68.00
39	112.05
40	70.16
41	112.06
42	112.12
43	80.39
44	83.43
45	112.16
46	112.08
47	84.56
48	112.18
49	86.57

Distanze Progressive [m]	
0.00	
1.15	
2.34	
3.59	
5.75	
7.61	
10.18	
12.96	
15.68	
17.15	
18.04	
19.67	
22.02	
25.08	
26.32	
31.52	
32.94	
35.91	
38.30	
41.66	
43.41	
44.62	
46.89	
47.72	
108.49	
107.96	
108.21	
110.57	
112.05	
112.06	
112.12	
112.16	
112.08	
112.18	

Distanze Parziali [m]	
2.57	
2.78	
2.72	
2.59	
5.20	
2.48	
3.36	
7.22	
3.68	
3.03	
5.55	
4.68	
3.04	

SEZIONE N° 01686BB06

LEGENDA:

TR 20 H = 105.54 m. s.l.m.

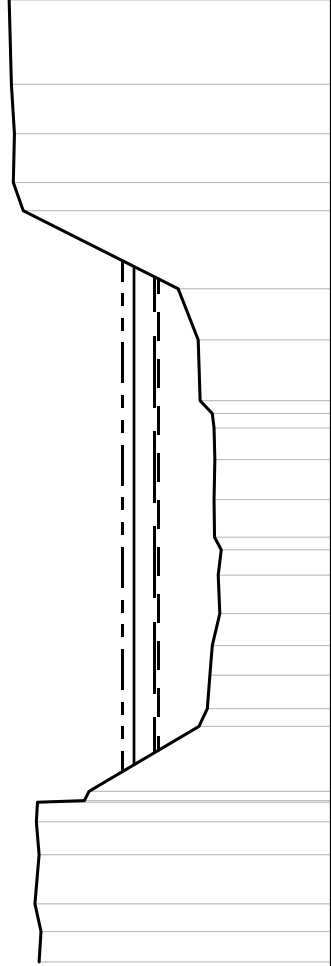
TR 30 H = 105.67 m. s.l.m.

TR 200 H = 106.20 m. s.l.m.

TR 500 H = 106.50 m. s.l.m.

SCALA DISTANZE 1:500
SCALA QUOTE 1:200

101.00



PUNTI	
1	108.71
2	108.66
3	108.82
4	108.71
5	108.78
6	108.75
7	107.39
8	11.28
9	104.48
10	104.26
11	104.19
12	104.13
13	103.93
14	103.97
15	103.89
16	104.07
17	104.08
18	104.06
19	104.08
20	36.27
21	104.13
22	104.45
23	105.03
24	109.13
25	109.39
26	109.36
27	109.44
28	109.50

QUOTE [m s.l.m.]	
63.62	109.50
58.05	109.44
54.78	109.36
51.55	109.39
49.68	109.13
44.52	105.03
41.14	104.50
37.12	104.45
36.27	104.13
35.31	104.08
33.23	104.06
30.58	104.08
28.09	104.07
27.26	103.89
25.58	103.97
23.04	103.93
20.93	104.13
18.97	104.19
16.76	104.26
15.58	104.48
11.28	107.39
9.27	108.78
7.09	108.71
3.84	108.82
2.01	108.66
0.00	108.71

DISTANZE PROGRESSIVE [m]	
4.30	104.48
2.54	103.97
2.49	104.07
2.65	104.06
4.02	104.45
3.38	105.03
5.16	109.13
3.23	109.39
3.27	109.44
5.57	109.50

DISTANZE PARZIALI [m]	
3.25	108.71